

Sellersburg Indiana



Covered Bridge

One of the best all round courses currently available at the Bunker. The 9th and 18th are the biggest challenges. Drive it straight and score low.

[Hole by Hole descriptions](#)

Hall of Fame – Covered Bridge

Major events held:


Notable Champions:

Par: 36+36=72

Outdoor Course Record: not available

TCB Indoor Difficulty Ratings and Rankings

	Rating out of 20	Ranking (1 st is hardest)
Front 9	12.0	64 th
Back 9	12.5	60 th
18 Holes	12.5	31 st



Website: <http://www.coveredbridge.com/>

Built:

Designed:

Re-designed:

Type:

Green Fees: \$70

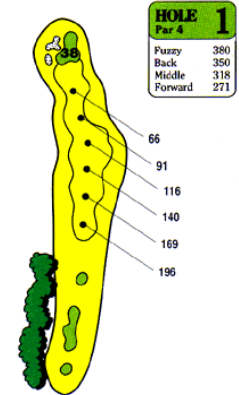
Signature Hole:

Notes: Covered Bridge is a Fuzzy Zoeller- designed 18-hole course nestled on a gently rolling plain at the foot of Southern Indiana's famous Floyds Knobs. Each hole has been laid out to emphasize the natural beauty of the landscape and panorama. The par 72 circuit features five lakes, a meandering creek and is pleasantly forested. Greens are gently contoured and trap placement is challenging but not punishing. Paved cart paths connect all tees and carts can be driven anywhere on the course's Zoysia grass fairways. Each hole offers a choice of four separate tees matching the course to the ability level of any player.

Hole by hole descriptions

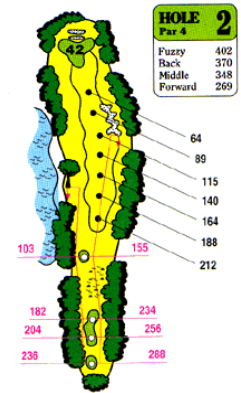
No1 Par 4

This is an excellent starting hole with your tee shot straight away, not very difficult. Second shot requires good direction. Left or right of the green could be a difficult up and down



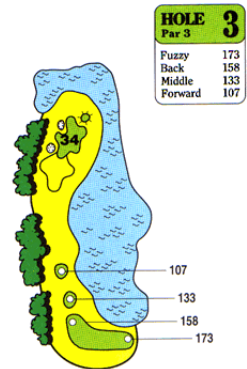
No2 Par 4

A very demanding tee shot due to trees right and left. A good tee shot will leave a medium iron to the green. Over the green will be a very difficult position to play from



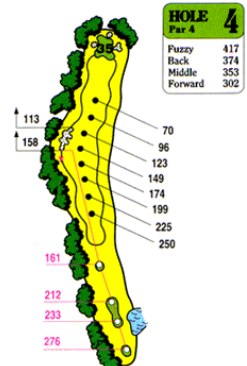
No3 Par 3

A medium to long iron par 3. Left centre of green is the safest play.



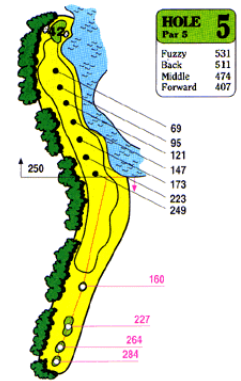
No4 Par 4

A long tee shot avoiding the left fairway bunker will leave a medium to long iron second shot. Keeping the ball below the hole will help you to score.



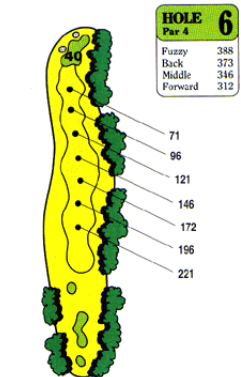
No5 Par 5

The tee shot favouring the right side of the fairway is your best play. Second shot should favour the centre to left side of the fairway. A well placed second shot could help set up a possible birdie.



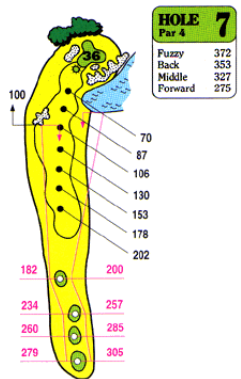
No6 Par 4

Tee shot favouring the left side of this spacious fairway will leave the best angle of approach with a medium to short iron.



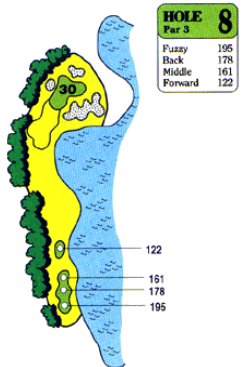
No7 Par 4

A tee shot to the left side of the fairway will leave the best angle to a green that must be hit. Missing this green could make for a very difficult up and down.



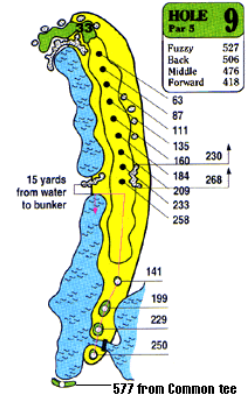
No8 Par 3

A long iron to the centre to left centre of the green is your safest play. Water right and bunker short right help to make this a fairly difficult hole.



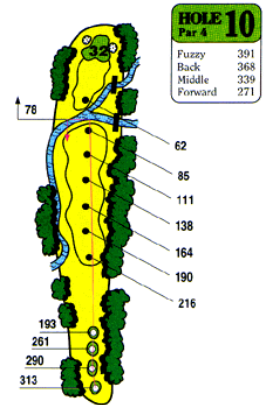
No9 Par 5

Tee shot up the right side of the fairway is the best play. A second shot favouring the right side of the fairway will leave the best angle of approach for your third shot. A good distance on your second shot is a must to this shallow green.



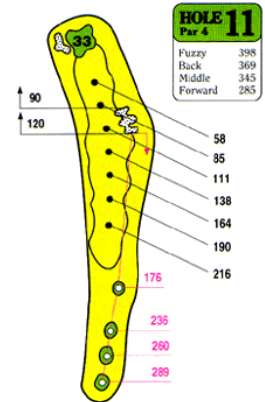
No10 Par 4

A straight tee shot on this narrow hole is a must. Second shot played with medium to short iron should be kept below the hole.



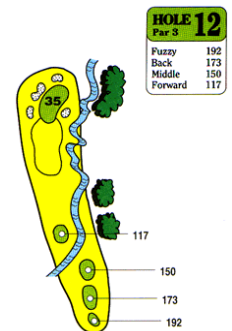
No11 Par 4

Your tee shot placed on the right side of the fairway will leave the best angle of approach. The left greenside bunker could be a difficult up and down because the green slopes away.



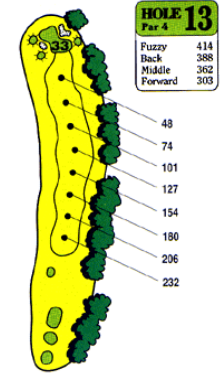
No12 Par 3

A long difficult par three with a well bunkered green. A three on this hole is very satisfying.



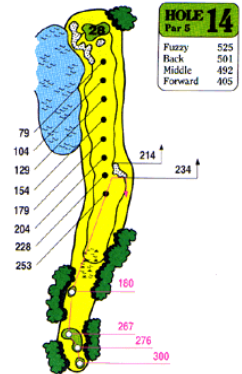
No13 Par 4

Favouring the right side of the fairway will leave the best angle of approach to the green. Hitting this green is a must, because up and downs prove to be difficult.



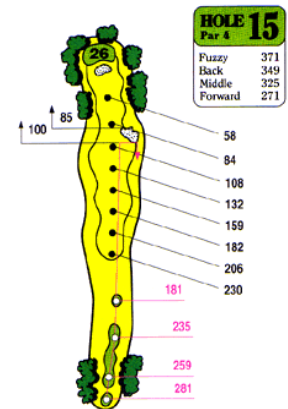
No14 Par 5

A long tee shot down the left side of the fairway could give a chance to reaching this green in two. Favouring the right side would leave the best opportunity on your 3rd shot to get the ball close to the hole for a birdie opportunity.



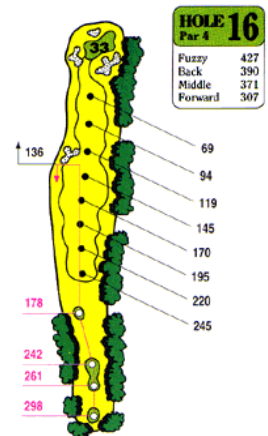
No15 Par 4

A long iron or fairway wood avoiding the right fairway bunker would be the safest play. Second shot needs to be on the correct side of the green because of the ridge running through the centre of the green from front to back.



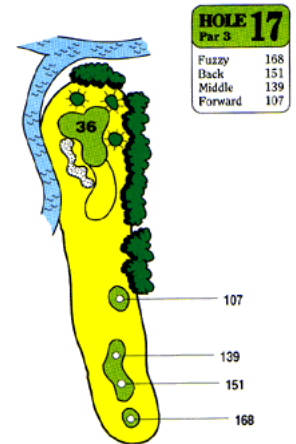
No16 Par 4

Longest par 4 on the course demands a long straight shot avoiding a bunker on the left side of the fairway. An on target second shot is a must to this well bunkered green.



No17 Par 3

Par three requiring a short to medium iron shot placed in the middle to right side of the green is your safest shot. Bunker left could make for a difficult par.



No18 Par 5

Tee shot should favour the left side of the fairway as to avoid the water right. A well placed lay up should leave a short iron to a wide but shallow green. Exact distance on your 3rd shot is a must because of a green with very little depth.

